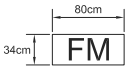
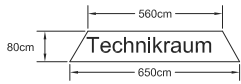
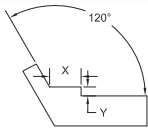
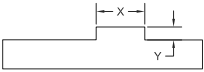
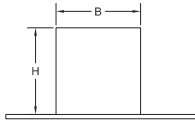
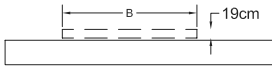
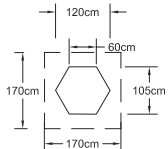





Messezentrum Nürnberg Exhibition Centre Nuremberg Halle 8 / Hall 8



Symbol	Technische Ausstattung	Technical equipment
	FM = Feuermelder und Loescheinrichtung Hoehe Oberkante 2.20m	FM = Fire alarm and fire-fighting equipment Height of upper edge 2.20m
	Technikraum Begrenzte Standbauhoehe 3,60m! Tiefe = 0,80m	Technical equipment room Restricted stand height 3,60m! Depth = 0,80m
	Hallenecksaeule bis 2,50m Hoehe umbaut Mass "X" = min. 0,54m/max.0,85m Mass "Y" = min. 0,29m/max.0,47m	Hall corner pillar covered to height of 2,50m Dimension "X" = min. 0.54m/max.0,85m Dimension "Y" = min. 0,29m/max.0,47m
	Hallenaussenwandsaeule bis 2,50m Hoehe umbaut Mass "X" = min. 0,90m/max.1,30m Mass "Y" = min. 0,24m/max.0,30m	Hall outer wall pillar covered to height of 2,50m Dimension "X" = min. 0.90m/max.1,30m Dimension "Y" = min. 0,24m/max.0,30m
	Zufahrtstore der Halle Tor 1 B= 4,10m / H= 4,87m Tor 2 B= 4,07m / H= 4,87m Schiebetor 1 B= 3,39m / H= 3,46m Schiebetor 2 B= 3,43m / H= 3,47m	Access doors to the hall door 1 B= 4,10m / H= 4,87m door 2 B= 4,07m / H= 4,87m sliding door 1 B= 3,39m / H= 3,46m sliding door 2 B= 3,43m / H= 3,47m
	Hallenschild an Außenwand Begrenzte Standbauhoehe! Hoehe Unterkante mindestens 4,30m Hallenschildhoehe = 1,50m (B) = 240cm, 300cm	Hall sign on outer wall Restricted stand height! Height of lower edge at least 4,30m Hall sign height = 1,50m (B) = 240cm, 300cm
	Saeule mit Hallenbeschilderung Begrenzte Standbauhoehe 3,80m! Hallenschildhoehe = 1,80m	Pillar with hall sign Restricted stand height 3,80m hall sign height = 1,80m
	Versorgungsschacht Elektro, Telekom, Druckluft	Supply duct for electricity, telekoms, compressed air
	Versorgungsschacht Wasser, Abwasser	Supply duct for water and drainage
	Versorgungsschacht Wasser, Abwasser	Supply duct for water and drainage
Stand 01.01.2007	Seite 1/2	Gesamt : Seite 18/30

**Messezentrum Nürnberg
Exhibition Centre Nuremberg
Halle 8 / Hall 8**



Symbol	Technische Ausstattung	Technical equipment
	Hallenhoehe = 5,80m (Unterkante Beleuchtung)	Hall height = 5,80m (Lower edge of lights)
	Verbindungen zum Standanschluss ausschliesslich ueber dem Hallenboden!	Connections to stand hook-ups must be laid across hall floor!
	Hallenflaeche 4.680m ² Bodenbelastung 5.000kg/m ²	Hall area 4.680m ² floor loading 5.000kg/m ²
Stand 01.01.2007	Seite 2/2	Gesamt : Seite 19/30