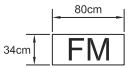
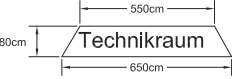
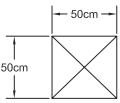
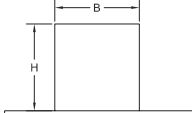
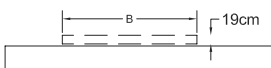
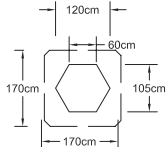
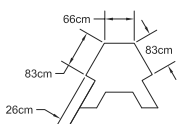
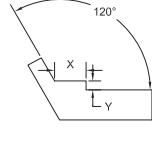
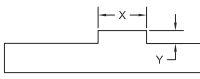





Messezentrum Nürnberg Exhibition Centre Nuremberg Halle 9 / Hall 9



Symbol	Technische Ausstattung	Technical equipment
	FM = Feuermelder und Loescheinrichtung Hoehe Oberkante 2.20m	FM = Fire alarm and fire-fighting equipment Height of upper edge 2.20m
	Technikraum Begrenzte Standbauhoehe 3,60m! Tiefe = 0,80m	Technical equipment room Restricted stand height 3,60m! Depth = 0,80m
	Versorgungsschacht Elektro, Telekom, Druckluft, Wasser, Abwasser	Supply duct for electricity, telecoms compressed air, water and drainage
	Zufahrtstore der Halle Tor 1 B= 4,10m / H= 4,87m Tor 2 B= 4,03m / H= 4,87m Tor 3 B= 4,02m / H= 4,85m Tor 4 B= 4,03m / H= 4,85m Schiebeter 1 B= 3,39m / H= 3,46m Schiebeter 2 B= 3,43m / H= 3,47m	Access doors to the hall door 1 B= 4,10m / H= 4,87m door 2 B= 4,03m / H= 4,87m door 3 B= 4,02m / H= 4,85m door 4 B= 4,03m / H= 4,85m Schiebeter 1 B= 3,39m / H= 3,46m Schiebeter 2= 3,43m / H= 3,47m
	Hallenschild an Außenwand Begrenzte Standbauhoehe! Hoehe Unterkante mindestens 4,30m Hallenschildhoehe = 1,50m (B) = 120cm, 180cm, 240cm, 300cm 360cm, 420cm, 480cm, 600cm	Hall sign on outer wall Restricted stand height! Height of lower edge at least 4,30m Hall sign height = 1.50m (B) = 120cm, 180cm, 240cm, 300cm 360cm, 420cm, 480cm, 600cm
	Saeule mit Hallenbeschilderung Begrenzte Standbauhoehe 3,80m! Hallenschildhoehe = 1,80m	Pillar with hall sign Restricted stand height 3,80m hall sign height = 1,80m
	Hallenecksaeule bis 2,50m Hoehe umbaut	Hall corner pillar covered to height of 2,50m
	Hallenecksaeule bis 2,50m Hoehe umbaut Mass "X" = min. 0,68m/max.1,00m Mass "Y" = min. 0,25m/max.0,54m	Hall corner pillar covered to height of 2,50m Dimension "X" = min. 0.68m/max.1,00m Dimension "Y" = min. 0,25m/max.0,54m
	Hallenaussenwandsaeule bis 2,50m Hoehe umbaut Mass "X" = min. 0,96m/max.1,55m Mass "Y" = min. 0,29m/max.0,42m	Hall outer wall pillar covered to height of 2,50m Dimension "X" = min. 0.96m/max.1,55m Dimension "Y" = min. 0,29m/max.0,42m
	Versorgungsschacht Elektro, Telekom, Druckluft	Supply duct for electricity, telekoms, compressed air
Stand 01.01.2007	Seite 1/2	Gesamt: Seite 20/30

**Messezentrum Nürnberg
Exhibition Centre Nuremberg
Halle 9 / Hall 9**



Symbol	Technische Ausstattung	Technical equipment
	Versorgungsschacht Wasser, Abwasser	Supply duct for water and drainage
	Versorgungsschacht Wasser, Abwasser	Supply duct for water and drainage
	Hallenhöhe = 5,80m (Unterkante Beleuchtung)	Hall height = 5,80m (Lower edge of lights)
	Verbindungen zum Standanschluss ausschliesslich ueber dem Hallenboden!	Connections to stand hook-ups must be laid across hall floor!
	Hallenflaeche 10800m ² Bodenbelastung 5.000kg/m ²	Hall area 10800m ² Floor loading 5.000kg/m ²
Stand 01.01.2007	Seite 2/2	Gesamt: Seite 21/30